


Trove3 (Enclosure)
Access & Power Integration Solutions



Altronix Trove3 can house Altronix backplanes which accommodate various combinations of access controllers and accessories from the industry's leading manufacturers with or without Altronix power supplies and accessories for access systems. Trove systems simplify board layout and wire management, reducing installation time and labor costs.



Trove3

Specifications

Features

- 16 AWG powder coated steel.
- Convenient knockout configuration:
 - One (1) single knockout 2.415" (2" Conduit)
 - Two (2) double knockouts
1.948" (1.5" Conduit) / 1.701" (1.25" Conduit)
 - Thirteen (13) double knockouts
1.362" (1" Conduit) / 1.115" (3/4" Conduit)
- Includes cam lock, tamper switch and mounting hardware

Agency Listings

- UL: UL294 - Access Control System
- cUL: CAN/ULC - s319-05 - Electronic Access Control Systems
- CE European Conformity

Capacity

- Accommodates up to four (4) 12VDC/12AH batteries

Physical and Environmental

Dimensions (H x W x D):

- Enclosure:
36.12" x 30.125" x 7.06" (918mm x 768mm x 179mm)
- Shipping:
40.75" x 35.25" x 12.0" (1,035mm x 896mm x 305mm)

Weights (approx.):

- Product: 60 lb. (27.22 kg)
- Shipping: 65 lb. (29.5 kg)

Accessories (order separately)



WM5

WM5, WM25, WM100 - Magnetic Cable Tie Mounts

Altronix WM5, WM25, and WM100 are packs of 5, 25 or 100 magnetic cable tie mounts respectively. They accommodate standard zip ties or velcro straps. These are ideal for wire management in our Trove series.




Mounting Magnet

MM4, MM8, MM12, MM24 - Magnetic Mounting Solution

Altronix mounting magnets accommodate screws and nylon standoffs to allow for mounting various boards/ accessories in any metal enclosure or backplane.

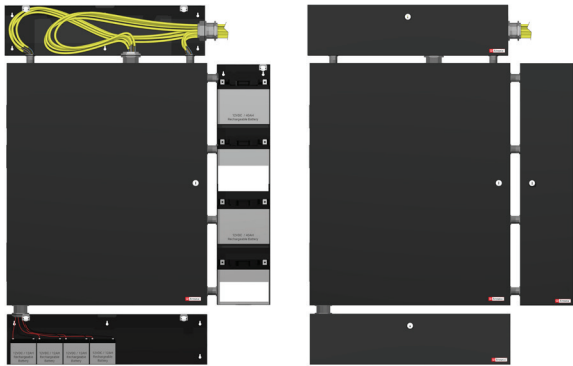
Accessories (order separately)



BR1

BR1 - Sub-Assembly Mounting Bracket

Altronix BR1 mounting bracket is compatible with Altronix Maximal and Trove enclosures. It allows to mount one (1) PD4UL(CB), PD8UL(CB), ACM4(CB), MOM5, VR6, PDS8, NetWay5B or LINQ8PD(CB) sub-assembly on the enclosure's inside wall, saving valuable space.



Typical battery/wiring setup with Trove3 Enclosure (not included)

TROVE3BWC / TROVE3SWC - Battery/Wire Trough Enclosure

Altronix Trove3BWC and Trove3SWC are dual-purpose enclosures that can be used as wiring troughs or battery cabinets when mounted above or below (Trove3BWC) or on either side (Trove3SWC) of the Trove integrated power and access solution. The knockouts on the Trove3BWC and Trove3SWC have been strategically placed to line up with the Trove3 allowing for easy conduit connections between cabinets. Trove3BWC and Trove3SWC include cam locks and 2 tamper switches each to ensure access to wiring and batteries is secure.

Optional Backplanes

Backplane Model	Backplane with Enclosure Model	Manufacturer	Dimensions (H x W x D)
TAM3	TROVE3AM3	AMAG M2510 and M4000	34.0" x 28.0" x 0.3125" (863.6mm x 711.2mm x 7.9mm)
TBL3	TROVE3BL3	Universal Blank Backplane	
TCV3	TROVE3CV3	CDVI	
THW3	TROVE3HW3	Honeywell ProWatch and WinPak	
TKA3	TROVE3KA3	Keyscan	
TM3	TROVE3M3	Mercury	
TSH3	TROVE3SH3	Software House Pro and Ultra	
TSS3	TROVE3SS3	LenelS2 NetBox	
TV3	TROVE3V3	HID Vertx / HID Aero	

Optional Door Backplanes

Backplane Model	Manufacturer	Dimensions (H x W x D)
TBHD2	Bosch	23.75" x 18.125" x 0.3125" (603.3mm x 460.4mm x 8mm)
TDMD2	DMP Control Panels, Expansion and Wiegand Modules	
THWD2	Honeywell ProWatch and WinPak	
TMV2	Altronix, Mercury and HID Vertx / HID Aero	

Dimensions and Drawing

Dimensions (H x W x D approximate)
36.12" x 30.12" x 7.06" (917.5mm x 768.1mm x 179.3mm)

